



Appendix D. Monitoring Results

Air Quality Monitoring Results

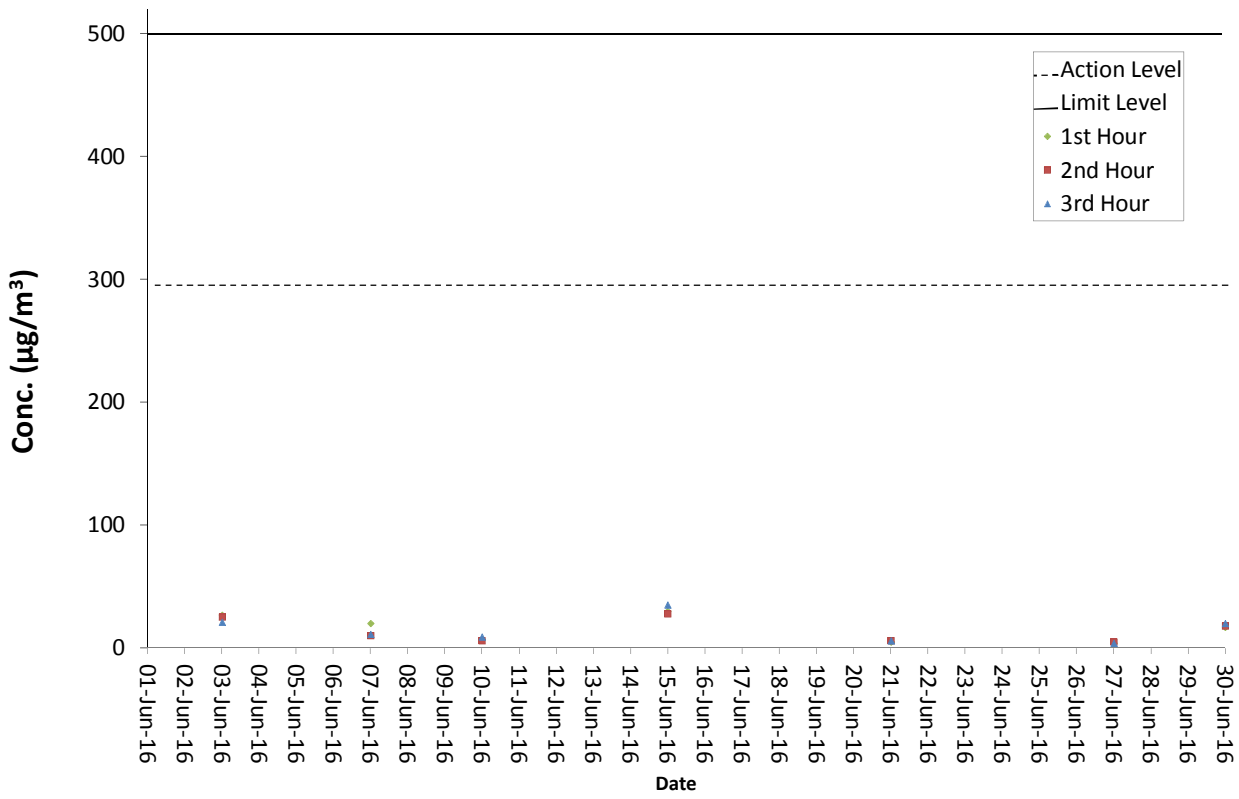
1-hour TSP Results**Station: AR1A- Man Tung Road Park**

Date	Time	Weather	Wind Speed (m/s)	Wind Direction (deg)	1-hr TSP ($\mu\text{g}/\text{m}^3$)	Action Level ($\mu\text{g}/\text{m}^3$)	Limit Level ($\mu\text{g}/\text{m}^3$)
03-Jun-16	08:42	Fine	7.8	236	27	306	500
03-Jun-16	09:42	Fine	6.7	231	25	306	500
03-Jun-16	10:42	Fine	8.0	229	21	306	500
07-Jun-16	13:40	Cloudy	2.2	313	20	306	500
07-Jun-16	14:40	Cloudy	2.4	152	10	306	500
07-Jun-16	15:40	Cloudy	4.5	142	11	306	500
10-Jun-16	08:50	Cloudy	4.4	59	7	306	500
10-Jun-16	09:50	Cloudy	4.2	50	6	306	500
10-Jun-16	10:50	Cloudy	2.5	302	9	306	500
15-Jun-16	13:55	Cloudy	8.8	68	30	306	500
15-Jun-16	14:55	Cloudy	7.5	213	28	306	500
15-Jun-16	15:55	Cloudy	6.7	212	35	306	500
21-Jun-16	08:57	Sunny	2.3	5	5	306	500
21-Jun-16	09:57	Sunny	4.3	342	6	306	500
21-Jun-16	10:57	Sunny	3.6	215	6	306	500
27-Jun-16	13:55	Fine	3.5	273	4	306	500
27-Jun-16	14:55	Fine	4.8	179	5	306	500
27-Jun-16	15:55	Fine	4.0	115	4	306	500
30-Jun-16	13:10	Sunny	5.0	194	17	306	500
30-Jun-16	14:10	Sunny	5.5	166	18	306	500
30-Jun-16	15:10	Sunny	6.8	152	20	306	500

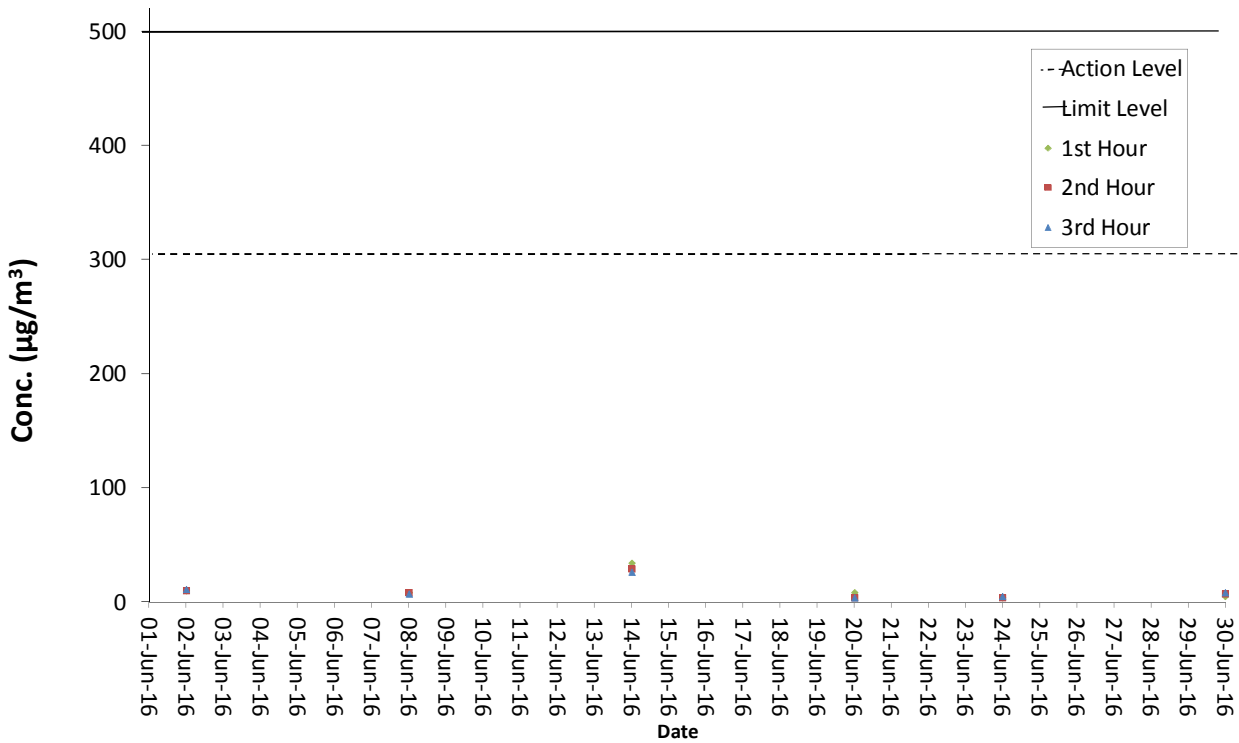
1-hour TSP Results**Station: AR2- Village House, Tin Sum**

Date	Time	Weather	Wind Speed (m/s)	Wind Direction (deg)	1-hr TSP ($\mu\text{g}/\text{m}^3$)	Action Level ($\mu\text{g}/\text{m}^3$)	Limit Level ($\mu\text{g}/\text{m}^3$)
02-Jun-16	08:50	Sunny	6.4	202	10	298	500
02-Jun-16	09:50	Sunny	5.3	232	10	298	500
02-Jun-16	10:50	Sunny	6.1	240	11	298	500
08-Jun-16	08:45	Cloudy	3.5	68	8	298	500
08-Jun-16	09:45	Cloudy	4.3	59	8	298	500
08-Jun-16	10:45	Cloudy	1.4	38	7	298	500
14-Jun-16	08:55	Cloudy	7.2	221	34	298	500
14-Jun-16	09:55	Cloudy	7.4	229	29	298	500
14-Jun-16	10:55	Cloudy	9.4	227	26	298	500
20-Jun-16	08:45	Sunny	2.0	350	8	298	500
20-Jun-16	09:45	Sunny	2.2	297	4	298	500
20-Jun-16	10:45	Sunny	3.9	317	4	298	500
24-Jun-16	08:50	Sunny	2.6	9	4	298	500
24-Jun-16	09:50	Sunny	1.9	348	4	298	500
24-Jun-16	10:50	Sunny	2.8	285	5	298	500
30-Jun-16	08:45	Sunny	3.6	179	5	298	500
30-Jun-16	09:45	Sunny	6.1	200	7	298	500
30-Jun-16	10:45	Sunny	4.8	197	8	298	500

AR1A 1-Hour TSP



AR2 1-Hour TSP



Noise Monitoring Results

Noise Measurement Results

Station: NM1A- Man Tung Road Park

Date	Weather	Time	Measured L ₁₀ dB(A)	Measured L ₉₀ dB(A)	L _{eq(30mins)} dB(A)
07-Jun-16	Cloudy	15:50	72.0	59.0	72
07-Jun-16	Cloudy	15:55	71.0	58.5	
07-Jun-16	Cloudy	16:00	72.0	61.0	
07-Jun-16	Cloudy	16:05	71.5	61.0	
07-Jun-16	Cloudy	16:10	74.0	63.5	
07-Jun-16	Cloudy	16:15	70.5	64.5	
15-Jun-16	Cloudy	15:56	72.0	60.0	72
15-Jun-16	Cloudy	16:01	72.5	57.5	
15-Jun-16	Cloudy	16:06	73.0	58.0	
15-Jun-16	Cloudy	16:11	72.0	59.0	
15-Jun-16	Cloudy	16:16	70.5	59.5	
15-Jun-16	Cloudy	16:21	71.5	59.5	
21-Jun-16	Sunny	10:06	71.0	59.0	73
21-Jun-16	Sunny	10:11	72.0	59.0	
21-Jun-16	Sunny	10:16	73.5	59.5	
21-Jun-16	Sunny	10:21	70.5	58.0	
21-Jun-16	Sunny	10:26	71.5	58.5	
21-Jun-16	Sunny	10:31	75.5	58.0	
27-Jun-16	Fine	15:00	71.5	56.5	71
27-Jun-16	Fine	15:05	72.0	59.0	
27-Jun-16	Fine	15:10	72.0	59.0	
27-Jun-16	Fine	15:15	69.0	61.0	
27-Jun-16	Fine	15:20	68.5	64.5	
27-Jun-16	Fine	15:25	69.5	60.0	

Remarks:

+3dB (A) correction was applied to free-field measurement

Noise Measurement Results

Station: NM3A- Site Office

Date	Weather	Time	Measured L ₁₀ dB(A)	Measured L ₉₀ dB(A)	L _{eq(30mins)} dB(A)
08-Jun-16	Fine	14:06	78.0	62.0	63
08-Jun-16	Fine	14:11	64.0	60.5	
08-Jun-16	Fine	14:16	64.0	60.5	
08-Jun-16	Fine	14:21	64.0	61.5	
08-Jun-16	Fine	14:26	64.0	61.5	
08-Jun-16	Fine	14:31	64.5	61.5	
14-Jun-16	Fine	14:26	65.5	62.5	61
14-Jun-16	Fine	14:31	65.5	63.0	
14-Jun-16	Fine	14:36	65.5	63.0	
14-Jun-16	Fine	14:41	66.5	63.0	
14-Jun-16	Fine	14:46	65.0	62.5	
14-Jun-16	Fine	14:51	65.0	62.5	
20-Jun-16	Sunny	14:13	63.0	61.0	62
20-Jun-16	Sunny	14:18	62.0	61.0	
20-Jun-16	Sunny	14:23	62.0	61.0	
20-Jun-16	Sunny	14:28	62.0	61.0	
20-Jun-16	Sunny	14:33	63.5	61.0	
20-Jun-16	Sunny	14:38	62.5	61.0	
30-Jun-16	Fine	14:23	62.5	60.0	61
30-Jun-16	Fine	14:28	61.0	60.0	
30-Jun-16	Fine	14:33	61.5	59.5	
30-Jun-16	Fine	14:38	60.5	59.5	
30-Jun-16	Fine	14:43	62.0	59.5	
30-Jun-16	Fine	14:48	63.5	59.0	

Noise Measurement Results

Station: NM4- Ching Chung Hau Po Won Primary School

Date	Weather	Time	Measured L ₁₀ dB(A)	Measured L ₉₀ dB(A)	L _{eq(30mins)} dB(A)
10-Jun-16	Fine	13:10	63.0	59.5	65
10-Jun-16	Fine	13:15	66.5	59.0	
10-Jun-16	Fine	13:20	63.5	58.5	
10-Jun-16	Fine	13:25	63.5	58.0	
10-Jun-16	Fine	13:30	63.0	58.0	
10-Jun-16	Fine	13:35	64.0	58.0	
15-Jun-16	Cloudy	13:00	64.0	59.5	60
15-Jun-16	Cloudy	13:05	66.0	60.5	
15-Jun-16	Cloudy	13:10	66.0	61.0	
15-Jun-16	Cloudy	13:15	65.5	62.0	
15-Jun-16	Cloudy	13:20	66.5	63.5	
15-Jun-16	Cloudy	13:25	69.0	60.5	
21-Jun-16	Sunny	13:16	63.5	60.0	65
21-Jun-16	Sunny	13:21	64.0	60.0	
21-Jun-16	Sunny	13:26	62.5	59.5	
21-Jun-16	Sunny	13:31	63.0	59.0	
21-Jun-16	Sunny	13:36	62.5	59.0	
21-Jun-16	Sunny	13:41	64.0	59.0	
27-Jun-16	Fine	13:00	65.0	62.0	66
27-Jun-16	Fine	13:05	64.5	62.0	
27-Jun-16	Fine	13:10	65.0	62.0	
27-Jun-16	Fine	13:15	64.0	60.5	
27-Jun-16	Fine	13:20	62.5	58.5	
27-Jun-16	Fine	13:25	62.5	59.0	

Remarks:

+3dB (A) correction was applied to free-field measurement.

The examination period for NM4 was between 2 and 8 June 2016.

Noise Measurement Results

Station: NM5- Village House, Tin Sum

Date	Weather	Time	Measured L ₁₀ dB(A)	Measured L ₉₀ dB(A)	L _{eq(30mins)} dB(A)
02-Jun-16	Sunny	09:06	68.5	66.0	66
02-Jun-16	Sunny	09:11	71.0	56.0	
02-Jun-16	Sunny	09:16	64.0	51.5	
02-Jun-16	Sunny	09:21	62.5	53.0	
02-Jun-16	Sunny	09:26	56.0	48.5	
02-Jun-16	Sunny	09:31	53.0	46.5	
08-Jun-16	Cloudy	09:08	66.0	61.0	62
08-Jun-16	Cloudy	09:13	66.0	58.5	
08-Jun-16	Cloudy	09:18	63.0	56.5	
08-Jun-16	Cloudy	09:23	59.5	55.0	
08-Jun-16	Cloudy	09:28	57.0	51.5	
08-Jun-16	Cloudy	09:33	63.5	58.0	
14-Jun-16	Cloudy	09:06	58.5	52.0	59
14-Jun-16	Cloudy	09:11	63.5	53.0	
14-Jun-16	Cloudy	09:16	64.0	48.0	
14-Jun-16	Cloudy	09:21	55.0	47.0	
14-Jun-16	Cloudy	09:26	55.0	47.5	
14-Jun-16	Cloudy	09:31	53.5	47.0	
20-Jun-16	Sunny	08:55	49.5	43.5	61
20-Jun-16	Sunny	09:00	50.0	43.0	
20-Jun-16	Sunny	09:05	66.5	43.0	
20-Jun-16	Sunny	09:10	58.0	44.0	
20-Jun-16	Sunny	09:15	66.5	45.0	
20-Jun-16	Sunny	09:20	68.0	43.0	
30-Jun-16	Sunny	09:20	52.0	44.0	55
30-Jun-16	Sunny	09:25	62.4	44.5	
30-Jun-16	Sunny	09:30	53.0	45.0	
30-Jun-16	Sunny	09:35	52.0	45.5	
30-Jun-16	Sunny	09:40	51.0	45.0	
30-Jun-16	Sunny	09:45	51.5	46.5	

Remarks:

+3dB (A) correction was applied to free-field measurement

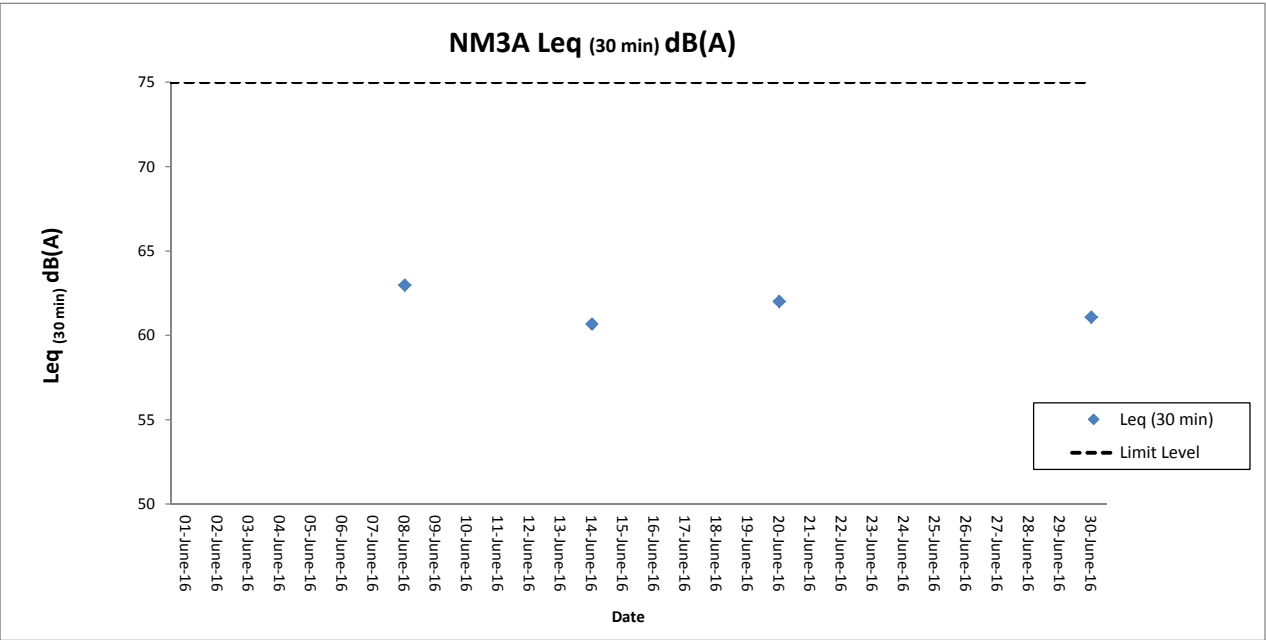
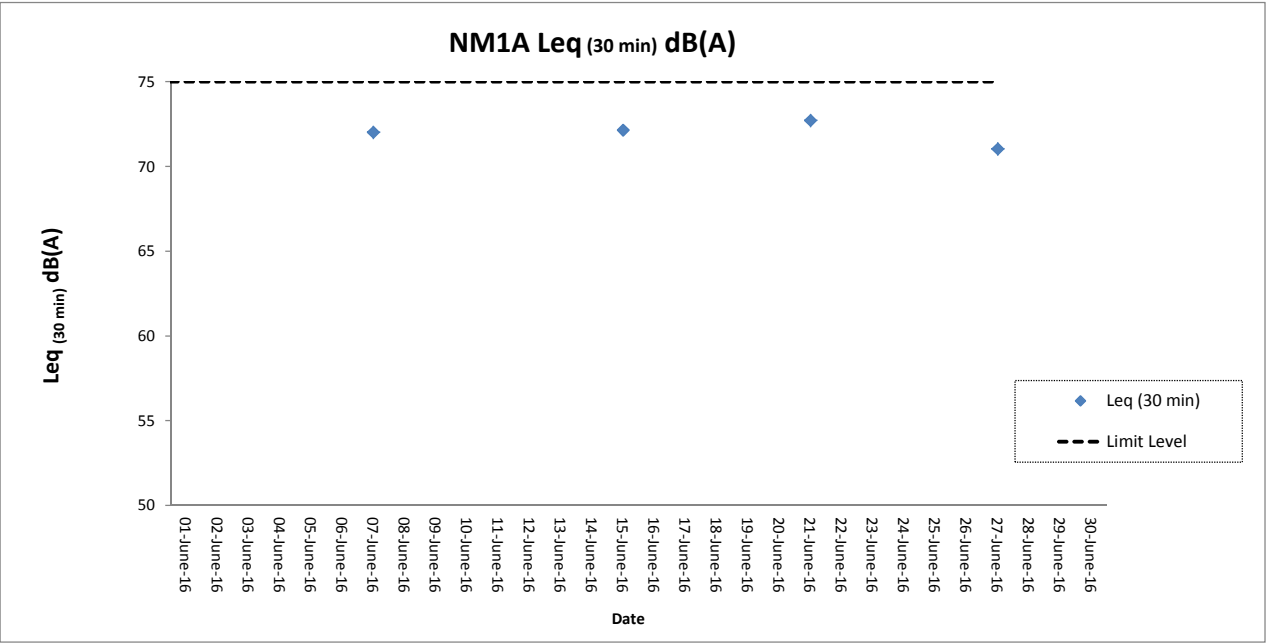
Noise Measurement Results

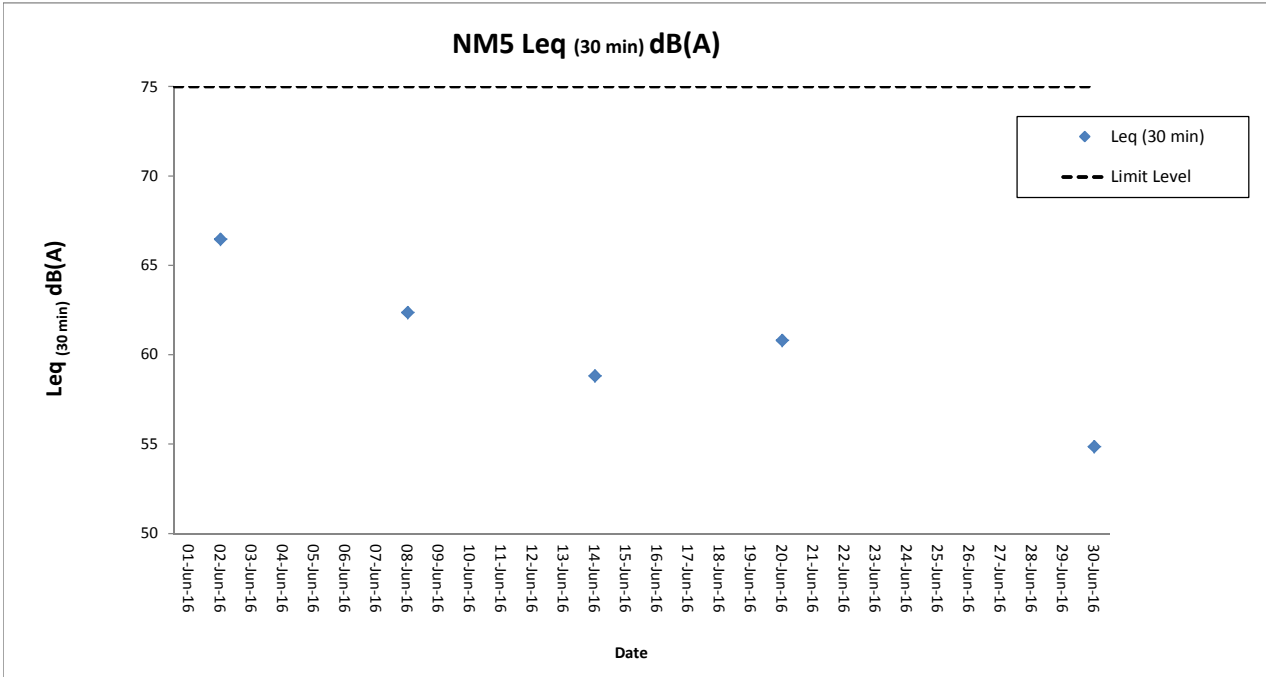
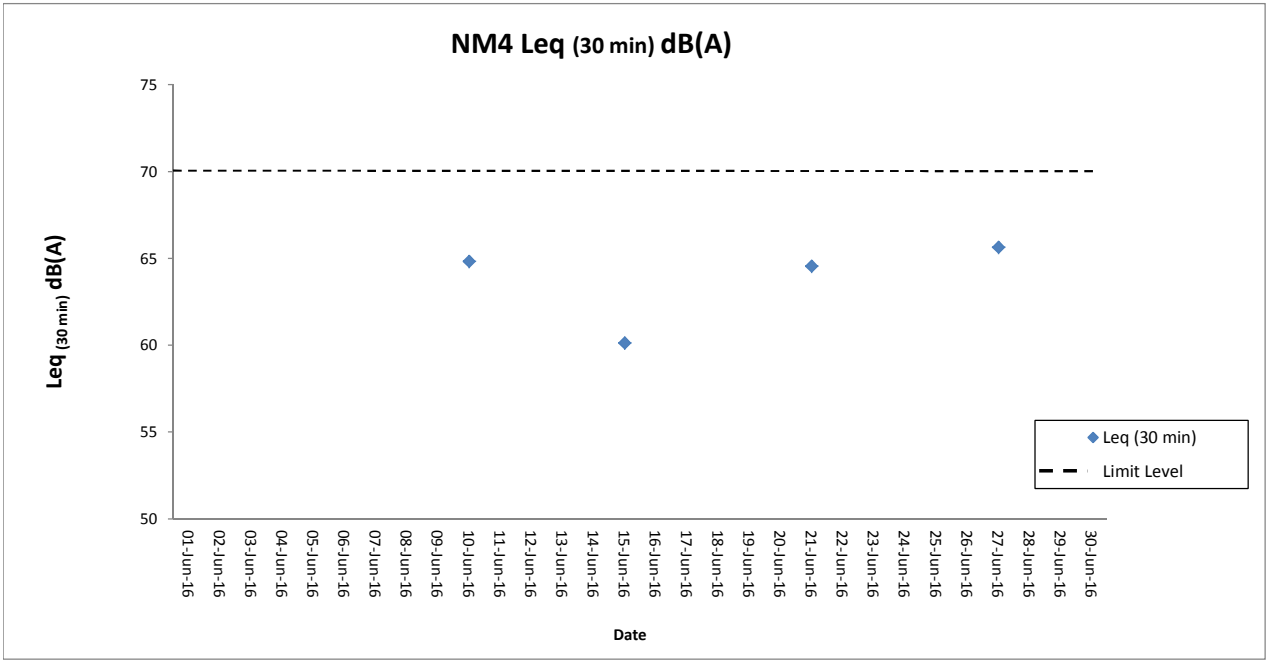
Station: NM6- House No.1 Sha Lo Wan

Date	Weather	Time	Measured L ₁₀ dB(A)	Measured L ₉₀ dB(A)	L _{eq(30mins)} dB(A)
02-Jun-16	Sunny	09:38	75.5	56.0	70
02-Jun-16	Sunny	09:43	72.5	55.5	
02-Jun-16	Sunny	09:48	72.5	54.5	
02-Jun-16	Sunny	09:53	72.0	54.5	
02-Jun-16	Sunny	09:58	70.5	55.5	
02-Jun-16	Sunny	10:03	73.0	56.0	
07-Jun-16	Sunny	09:42	65.5	56.0	68
07-Jun-16	Sunny	09:47	65.5	55.5	
07-Jun-16	Sunny	09:52	69.5	56.0	
07-Jun-16	Sunny	09:57	67.5	55.5	
07-Jun-16	Sunny	10:02	76.5	58.5	
07-Jun-16	Sunny	10:07	72.5	58.5	
13-Jun-16	Cloudy	09:47	74.5	59.5	71
13-Jun-16	Cloudy	09:52	73.0	60.5	
13-Jun-16	Cloudy	09:57	75.0	60.0	
13-Jun-16	Cloudy	10:02	74.5	59.0	
13-Jun-16	Cloudy	10:07	68.0	58.5	
13-Jun-16	Cloudy	10:12	73.5	59.0	
23-Jun-16	Sunny	09:43	72.5	55.0	70
23-Jun-16	Sunny	09:48	76.5	56.0	
23-Jun-16	Sunny	09:53	74.0	56.5	
23-Jun-16	Sunny	09:58	69.0	54.5	
23-Jun-16	Sunny	10:03	75.0	56.5	
23-Jun-16	Sunny	10:08	73.0	55.5	
29-Jun-16	Sunny	09:42	67.0	56.0	66
29-Jun-16	Sunny	09:47	65.0	55.0	
29-Jun-16	Sunny	09:52	69.0	56.0	
29-Jun-16	Sunny	09:57	65.0	52.5	
29-Jun-16	Sunny	10:02	64.5	52.5	
29-Jun-16	Sunny	10:07	64.5	54.0	

Remarks:

+3dB (A) correction was applied to free-field measurement





NM6 Leq (30 min) dB(A)

